



JCB MICRO AND MICRO PLUS

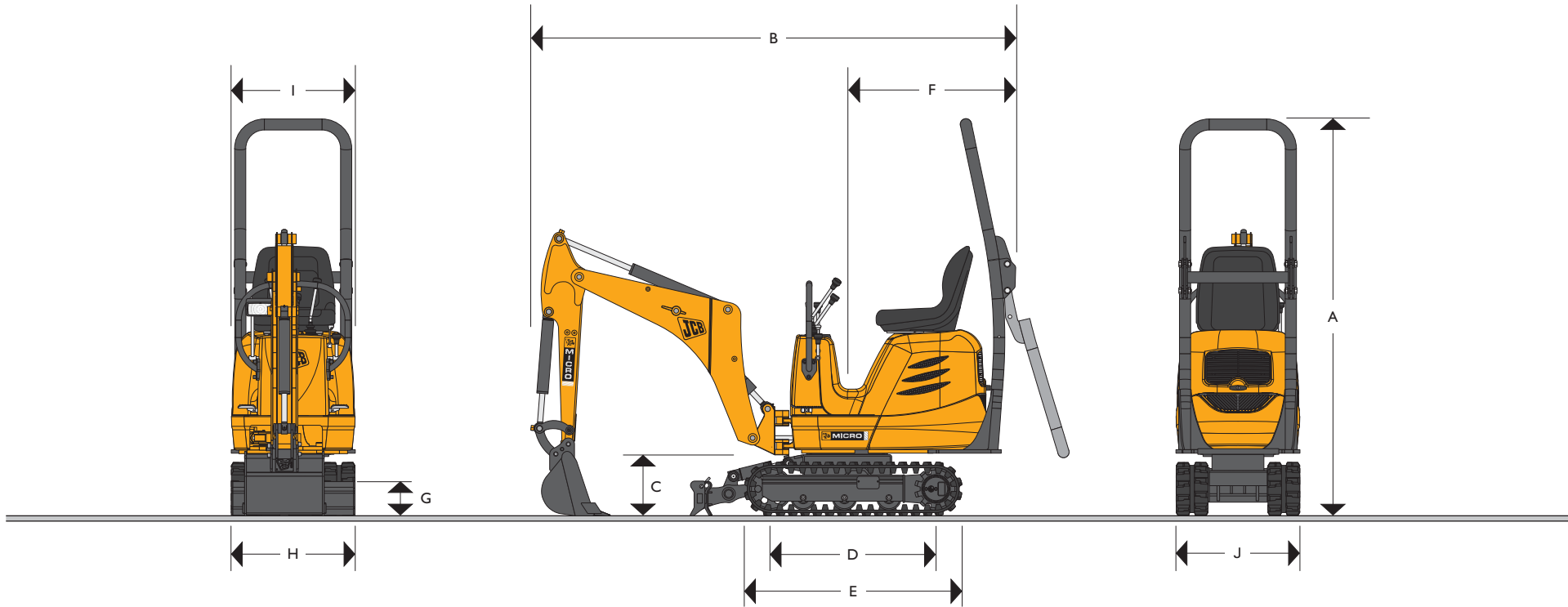


MAX. ENGINE POWER

13.8 kW (18.5 hp)

MAX. DIG DEPTH:

1.88 – 2.15 metres (6ft 2in – 7ft 1in)



PERFORMANCE AND DIMENSIONS

Machine model		Micro		Micro Plus	
Dipper	mm (ft-in)	800 (2-6)	950 (3-1)	950 (3-1)	1138 (3-7)
A Overall height (trans pos)	mm (ft-in)	2295 (7-6)	2295 (7-6)	2345 (7-8)	2345 (7-8)
B Overall length (trans pos)	mm (ft-in)	2957 (9-7)	3000 (9-8)	3065 (9-10)	3120 (10-1)
C Kingpost clearance	mm (ft-in)	345 (1.1)	345 (1-1)	395 (1-3)	395 (1-3)
D Sprocket idler centres	mm (ft-in)	930 (3-1)	930 (3-1)	1008 (3-3)	1008 (3-3)
E Undercarriage length	mm (ft-in)	1230 (4-0)	1230 (4-0)	1370 (4-5)	1370 (4-5)
F Tailswing	mm (ft-in)	900 (2-9)	900 (2-9)	900 (2-9)	900 (2-9)
G Dozer height	mm (in)	200 (7)	200 (7)	215 (7)	215 (7)
H Dozer width (retracted)	mm (ft-in)	700 (2-3)	700 (2-3)	1000 (3-3)	1000 (3-3)
Dozer width (extended)	mm (ft-in)	1000 (3-3)	1000 (3-3)	1380 (4-5)	1380 (4-5)

PERFORMANCE AND DIMENSIONS

Machine model		Micro		Micro Plus	
Dipper	mm (ft-in)	800 (2-6)	950 (3-1)	950 (3-1)	1138 (3-7)
I Superstructure width	mm (ft-in)	695 (2-2)	695 (2-2)	695 (2-2)	695(2-2)
J Width over tracks (retracted)	mm (ft-in)	700 (2-3)	700 (2-3)	970 (3-2)	970 (3-2)
Width over tracks (extended)	mm (ft-in)	1000 (3-3)	1000 (3-3)	1350 (4-4)	1350 (4-4)
Max bucket tearout	kN (lbf)	10.8 (2427)	10.8 (2427)	9.65 (2169)	9.65 (2169)
Max dipper tearout	kN (lbf)	8.34 (1875)	7.02 (1578)	7.02 (1578)	5.88 (1322)
Travel speeds kph 1st Gear	kph (mph)	2 (1.2)	2 (1.2)	2.1 (1.3)	2.1 (1.3)
Drawbar pull	kN (lbf)	9 (2023)	9 (2023)	9 (2023)	9 (2023)
Slew speed	rpm	8	8	8	8



JCB MICRO AND MICRO PLUS



ENGINE

Machine model		Micro	Micro Plus
Model		403D-11	403D-11
Rated power – ISO 14396 (SAE J1995 – Gross)			
Gross Power	kW (hp)	13.8 (18.5)	13.8 (18.5)
Gross torque	Nm (lb ft)	65 @ 2000 (48)	65 @ 2000 (48)
Displacement	cc	1131	1131
Fuel injection system		BOSCH	BOSCH
Gradeability	degrees	35	35
Starter motor	kW (hp)	12v 1.4 (1.9)	12v 1.4 (1.9)
Alternator	Amp	15	15

UNDERCARRIAGE

Machine model		Micro	Micro Plus
No of bottom rollers		3	3
Track width	mm (in)	180 (7)	230 (9)
Ground bearing pressure	Kg/cm ² (psi)	0.23 (3.3)	0.22 (3.1)
Ground clearance	mm (in)	150 (5.9)	200 (7.9)
Track tensioning		Grease	Grease

HYDRAULICS

Machine model		Micro	Micro Plus
Pump		2 section gear	2 section gear
Nominal output	lpm (gpm)	12 x 2 (2.6)	12 x 2 (2.6)
Excavator/track main relief	Bar (psi)	180 (2560)	180 (2560)
Slew main relief	Bar (psi)	95 (1378)	95 (1378)
Auxiliary hydraulic flow	ltr (gal)	24 (5.8)	24 (5.8)

SERVICE CAPACITIES

Machine model		Micro	Micro Plus
Water system capacity	Ltr (US Gal)	5 (1.3)	5 (1.3)
Fuel tank capacity	Ltr (US Gal)	11.5 (3.0)	11.5 (3.0)
Engine oil capacity	Ltr (US Gal)	4.4 (1.2)	4.4 (1.2)
Hydraulic system capacity	Ltr (US Gal)	21 (5.5)	21 (5.5)
Hydraulic tank capacity	Ltr (US Gal)	16 (4.2)	16 (4.2)

MACHINE WEIGHTS

Machine model		Micro	Micro Plus
Operating weight*	kg (lb)	1110 (2447)	1276 (2813)
Transport weight with 2 post TOPS	kg (lb)	1028 (2266)	1196 (2637)
2 post TOPS weight	kg (lb)	- 66 (- 146)	- 66 (- 146)

STANDARD AND OPTIONAL EQUIPMENT

Machine model	Micro	Micro Plus	Machine model	Micro	Micro Plus
TOPS certified frame	O†	O†	Hammer pipework	S	S
Full audible systems	S	S	Boom mounted pipework	O	O
Toolkit	O	O	Double acting pipework	O	O
Slew travel lock	S	S	Boom worklight	O	O
Rubber tracks	S	S	General purpose buckets:		
Extending undercarriage	S	S	160mm (6") to 460mm (18")	O	-
ISO pattern controls	S	S	160mm (6") to 600mm (24")	-	O
Vinyl static seat	S	S	Ditching / grading buckets:		
800mm dipper	S	-	760mm (30")	O	-
950mm dipper	O	S	900mm (35")	-	O
1138mm dipper	-	O	JCB Breaker: HM60	O	O
Boom offset	S	S	JCB Breaker: HM100	-	O
Dozer blade	S	S	Earth drills	O	O

† Please note the TOPS frame may be a legal requirement in your territory.

* Operating weight to ISO 6016 including 2 post TOPS frame, rubber tracks, standard dipper, standard dozer, 460mm bucket, full tanks and a 75kg operator.

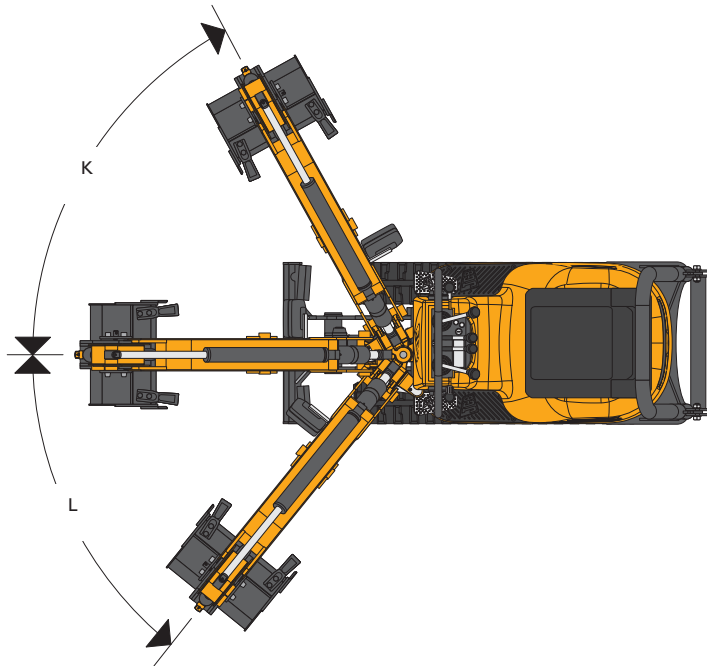


JCB MICRO AND MICRO PLUS



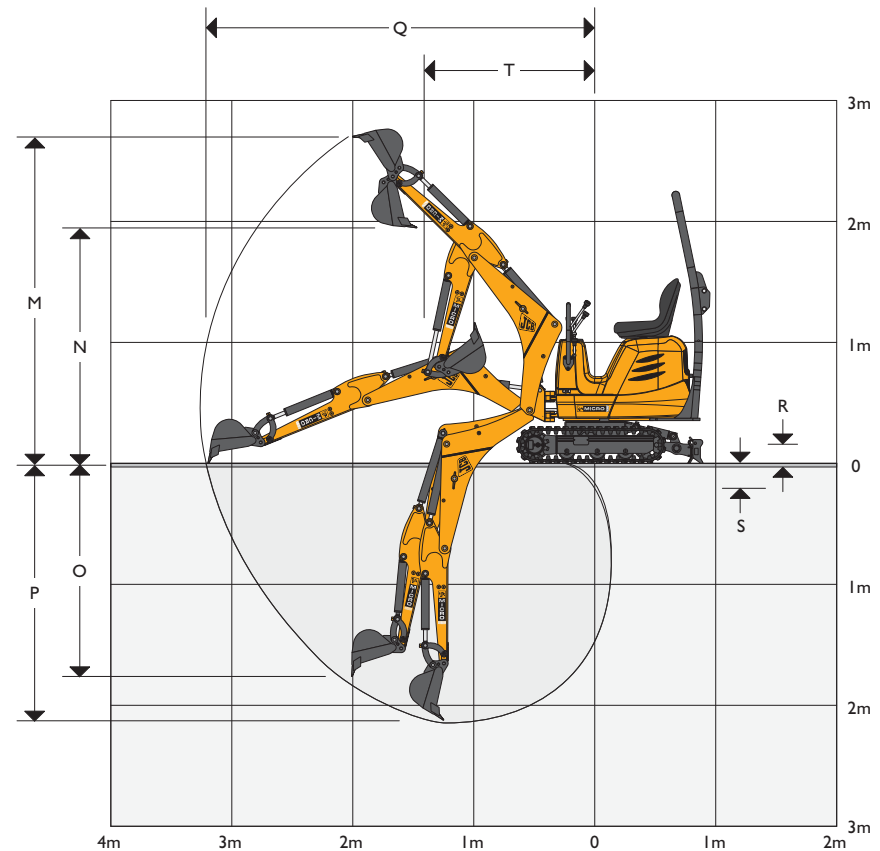
BOOM SWING RADIUS

Machine model		Micro		Micro Plus	
Dipper	mm (ft-in)	800 (2-6)	950 (3-1)	950 (3-1)	1138 (3-7)
K Boom swing right	degrees	70	70	70	70
L Boom swing left	degrees	70	70	70	70



WORKING RANGE

Machine model		Micro		Micro Plus	
Dipper	mm (ft-in)	800 (2-6)	950 (3-1)	950 (3-1)	1138 (3-7)
M Max dig height	mm (ft-in)	2600 (8-5)	2700 (8-9)	3375 (11-1)	3525 (11-6)
N Max dump height	mm (ft-in)	1790 (5-9)	1895 (6-2)	2475 (8-1)	2625 (8-6)
O Max vertical dig depth	mm (ft-in)	1613 (5-3)	1763 (5-8)	1734 (5-7)	1922 (6-3)
P Max dig depth-dozer up	mm (ft-in)	1915 (6-3)	2065 (6-9)	2096 (6-11)	2155 (7-1)
Max dig depth-dozer down	mm (ft-in)	2000 (6-7)	2150 (7-1)	2315 (7-4)	2508 (8-3)
Q Max ground level reach	mm (ft-in)	3090 (10-1)	3190 (10-5)	3443 (11-3)	3528 (11-6)
Bucket rotation	degrees	201°	201°	201°	201°
R Dozer cut above ground	mm (in)	156 (6)	156 (6)	181 (7)	181 (7)
S Dozer cut below ground	mm (in)	169 (6)	169 (6)	264 (10)	264 (10)
T Min. slew radius	mm (ft-in)	1090 (3-6)	1110 (3-6)	1175 (3-9)	1195 (3-9)





A GLOBAL COMMITMENT TO QUALITY

JCB's total commitment to its products and customers has helped it grow from a one-man business into Britain's largest privately owned manufacturer of backhoe loaders, crawler excavators, wheeled excavators, telescopic handlers, wheeled loaders, dump trucks, rough terrain fork lifts, industrial fork lifts, mini/midi excavators, skid steer loaders, tractors and compaction equipment.

By making constant and massive investments in the latest production technology, the JCB factories have become some of the most advanced in the world.

By leading the field in innovative research and design, extensive testing and stringent quality control, JCB machines have become renowned all over the world for performance, value and reliability.

And with a global sales and service network of more than 650 dealers and agents, we aim to deliver the best customer support in the industry.

Through setting the standards by which others are judged, JCB has become one of the world's most impressive success stories.

